

## Soil and Water Research

### INSTRUCTIONS TO AUTHORS

INSTRUCTIONS TO AUTHORS .....	1
GENERAL INFORMATION.....	2
The article processing charge.....	2
Conflict of interest.....	2
Copyright .....	2
PEER-REVIEW PROCESS .....	2
MANUSCRIPT SUBMISSION .....	3
MANUSCRIPT FILE LAYOUT.....	4
Manuscript extent.....	4
Language .....	4
Tables .....	4
Figures .....	4
Equations.....	4
Nomenclature, abbreviations and units.....	4
Statistics .....	5
MANUSCRIPT PARTS.....	5
i. Title .....	5
ii. Abstract .....	5
iii. Keywords .....	5
iv. Introduction.....	5
v. Material and Methods.....	6
vi. Results and Discussion.....	6
vii. Conclusion .....	6
viii. References .....	6
ix. Supplementary Material.....	8
PROOF-SHEETS .....	8
OFFPRINT .....	8
TABLES AND FIGURES EXAMPLES.....	9
SELF ASSESMENT .....	11
LIST OF ABBREVIATIONS.....	12

## GENERAL INFORMATION

The journal publishes original scientific papers, short communications, up-to-date review articles, and selective book reviews from the disciplines concerned. The authors alone are responsible for the manuscript content and writing. Its subject must be both original and formally correct. Papers are published in English (British spelling). Manuscripts must be grammatically and linguistically correct to avoid acceptance problems.

**The article processing charge** is **EUR 320 (CZK 8000) plus VAT** (payable upon acceptance). When submitting an article, the authors agree to this payment if the article is accepted for publication. In case the manuscript extent exceeds the standard size, then the “page overlap fee” is charged: 30 EUR/5 000 characters (including spaces) in original text file.

**Conflict of interest.** Any conflict of interests must be declared.

**Copyright.** All the content of the articles is made freely available for non-commercial purposes, users are allowed to copy and redistribute the material, transform and build upon the material as long as the source is properly cited.

## PEER-REVIEW PROCESS

**The journal uses double-blind peer review**, which means that both authors and reviewers are anonymous to each other throughout the review process.

### Peer-review process steps

1. **Manuscript submission** – the corresponding author submits the manuscript to the journal, online via online editorial system.
2. **Editorial office assessment** – the editorial office checks the manuscript’s composition and arrangement against the Instructions to Authors.
3. **Evaluation by the Editor-in-Chief (EIC)** – EIC checks that the manuscript is appropriate for the journal and is sufficiently original and interesting. If not, the manuscript may be rejected without being reviewed.
4. **EIC may assign an Associate Editor (AE)** – who will handle the peer review.
5. **Invitation to Reviewers** – at least two reviewers are assigned by the Editor-in-Chief or the Associate Editor to a manuscript. As responses are received, further invitations are issued, if necessary, until at least 2 acceptances are obtained.
6. **Response to invitations** – potential reviewers consider the invitation against their own expertise, conflicts of interest and availability. They then accept or decline. If possible, when declining, they might also suggest alternative reviewers.
7. **Review is conducted** – the reviewer sets time aside to read the manuscript several times. The first read is used to form an initial impression of the work. If major problems are found at this stage, the reviewer may feel comfortable rejecting the manuscript without further work. Otherwise, they will read the manuscript several more times, taking notes so as to build a detailed point-by-point review. The review is then submitted to the journal, with a recommendation to accept (without change, minor revisions, major revisions and second review) or reject it.
8. **The handling editor (Editor-in-Chief or assigned Associate Editor)** considers the returned reviews before making an overall decision. If the reviews differ widely, the editor invites an additional reviewer so as to get an extra opinion before making a decision. The editor decides on the publication of papers, taking into account peer reviews and scientific importance.

9. **The decision is communicated.** The Executive Editor sends a decision e-mail to the corresponding author including any relevant comments.
10. **Next steps.** If *accepted*, the manuscript is sent to production. If the manuscript is *rejected* or sent back for either major or minor *revision*, the handling editor may include constructive comments from the reviews to help the author improve the paper. If the manuscript was sent back to authors for *revision*, the reviewers should expect to receive a new version, unless they have opted out of further participation. However, where only minor changes were requested, this follow-up review might be done by the handling editor.

## MANUSCRIPT SUBMISSION

Submit the manuscript electronically to the editorial system on the journal website <https://www.agriculturejournals.cz/web/swr/>. The manuscript should be submitted in the following separate files:

- (i) **Title Page** including a type of the document (original paper, review, short communication), manuscript title, names of all authors in the order they will be published in the article (first name, middle name, surname), authors' affiliations, corresponding author's e-mail address, number of characters, dedication and, acknowledgement) ([templates](#)).
- (ii) **Manuscript file** including title, abstract, keywords, content/text of the manuscript, tables and figures (see Manuscript file layout), **blinded** (follow the instructions below) ([templates](#)).
- (iii) **Figures** – graphs preferably in MS Excel (editable .xls or .xlsx); and images (photographs, schemas, diagrams, maps) in .jpg/.tiff format in high resolution.
- (iv) **Cover letter** – explaining the significance and novelty of the work, the problem that is being addressed, and why the manuscript belongs in this journal.
- (v) **Authors' Declaration** form (link For Authors/Author' Declaration, signed, scanned, .pdf)

### The manuscript files should be blinded:

The authors are fully responsible for the manuscript (also its revised versions and accompanying letter to reviewers) anonymization.

- Names of authors, e-mail addresses and affiliations must be removed.
- Do not mention any dedications or acknowledgements.
- Do not add any page headers or footers that would identify you.
- Avoid, or try to minimise, any self-citation. If you have cited your own work, make sure you have referred to your own references in the third person, e.g. write "Novak and White (2007) have demonstrated", not "We have previously demonstrated (Novak & White 2007)"
- Remove all personal identifiers from your files such as Microsoft™ Word® documents and other attachments (figures, tables). Instructions how to remove the file personal identifiers can be found for example on [TheWindowsClub](#) website. Please, use the [Document Metadata Cleaner](#) to remove the hidden personal information in the revised (corrected) documents.

## MANUSCRIPT FILE LAYOUT

**Manuscript extent.** **Original paper** should not exceed 27 000 characters including spaces, tables, references, and figure captions. **Short communication** format is intended for presentation of important observations that can be clearly described in an abbreviated format. A short communication must have an abstract and must not exceed 10 800 characters with spaces. **Review articles'** extent is not limited.

**MS Word editor** should be used for creating the text (Times New Roman, 12, lines 1.5; 2.5 cm margins on each edge of the page. The document must not be formatted in columns, heading styles etc. Pages and lines of the manuscript must be numbered in the left-hand margin. If any abbreviations or acronyms are used in the main text, they must be explained appropriately when used for the first time.

**Language.** The manuscript must be grammatically and linguistically correct (British English). The authors who are not native English speakers are strongly advised to get their manuscript checked by a native English-speaking colleague or by an English Editing Service prior to the submission to avoid acceptance problems.

**Tables** must be formatted in MS Word (will not be accepted as an image file). Each item must be placed into a separate cell. Tables are to be numbered with Arabic numerals in the order in which they are included in the text, and have a brief, but a self-explanatory title. Explanatory footnotes to tables should be indicated by superscript letters (or asterisks for significance values). Abbreviations or symbols used in the tables must be explained either in the table title or as a footnote. For an explanation of abbreviations or symbols used in tables, it is not possible to refer to the main text.

**Figures** should be restricted to material essential for documentation and understanding of the text and accompanied by a concise, descriptive legend. **Graphs** should be provided in MS Excel and supplied with original data. Centred captions, parallel to axes, are used to indicate the measured attributes and their dimensions (in brackets). All **illustrative material** must be of publication quality. High-contrast photographs and autotypes must be submitted in .jpg/.tiff format in high resolution (min. 300 dpi). All photos, graphs, illustrations and diagrams must be referred to as a figure and numbered (Figure 1), continually according to the order in which they are included in the text, using Arabic numerals. Abbreviations or symbols used in the figures must be explained either in the figure title or as a footnote.

Duplicated documentation of data in both Tables and Figures is not acceptable.

**Equations** – Equations should be numbered using Arabic numerals (1). Each equation should be followed by a legend (where:  $y$  – refers to;  $x$  – indicates ...), explaining all variables and acronyms used, which were not explained previously. The equations should be further editable (use MathType, MS Word equations editor).

**Nomenclature, abbreviations and units.** The Latin binomial or trinomial (in italics) and authority must be shown for all plants, insects, animals, and pathogens when first used in either the abstract, the main text, or in a table. **SI units should be used**, e.g.: mg, g, km, m, cm, mm, ppm, cpm, Ci (Curie), L (litre), mL, s (seconds), min (minute), h (hour), mol, etc. Use mg/L instead of  $\text{mg}\cdot\text{L}^{-1}$ . The definitive SI website is that of the Bureau International des Poids et Mesures at <http://www.bipm.org/>. Units must be indicated on each occurrence of numerical information and at the axes of all graphs. To express a unit of measurement, use a space between the number and the unit (5 g; 20 ha, 3 °C) except for percentages (37%). In a series of measurements, indicate the unit at the end (3, 6, and 8 mm).

Abbreviate units only after a numeric value (24 h; several hours later, 12 days). **In chemical formulae** the valence of ions must be given as, for example,  $\text{Ca}^{2+}$  and  $\text{CO}_3^{2-}$  rather than as  $\text{Ca}^{++}$  and  $\text{CO}_3^{-}$ . Isotope numbers should precede the symbols (e.g.,  $^{18}\text{O}$ ). **The decimal marker** is a point (e.g., 0.1 m), while the thousand's separator is a space on either side of the decimal period (e.g., 25 562.987 05). The decimal point in all numbers between 1 and  $-1$ , except 0, must be preceded by 0 (e.g., 0.26). In general, use words for numbers one through nine, and use digits for 10 and over. For a series of numbers, any of which are over 10, use all digits. Don't use the MathType or MS Word Equations editor for symbols or variables written in the running manuscript text (use the Symbol letters). For more details see the **List of abbreviations** at the end of this file.

**Currency.** Use euro or U.S. dollar as a currency in the computations and results. Currency codes based on the ISO 4217 Currency Code norm should be used (EUR, USD). When a monetary unit is referred to generally, but an amount is not included, it is spelt out in letters, except in tables (e.g. an amount in euros). In the text, use: EUR 30; EUR 30 per year per ha; EUR 10 million. In tables in case of the main unit for a column (table), use: (EUR), (million EUR).

**Statistics.** Describe statistical methods with enough detail to enable a knowledgeable reader to verify the reported results. Give details of randomisation and blocking, as well as the number of replications, blocks, or observations. Clearly distinguish between true replications and subsamples within a replication/treatment combination. Always specify the experimental design and indicate whether the design was balanced. When means (or medians) are followed by  $\pm x$ , indicate whether  $x$  refers to the standard deviation, standard error, or half the confidence interval; error bars should similarly be defined. Except for simple procedures (e.g.,  $t$ -tests, one-way analysis of variance, simple linear regression), cite an appropriate and accessible statistical text and indicate the version of the SW used (Name, Version). In general, statistical techniques should be described in the Materials and Methods. The level of significance should be normally indicated by using the following conventional standard abbreviations for significance ( $P < 0.05$ ,  $P < 0.01$ , and  $P < 0.001$ ). In tables, levels of significance should be indicated by \*, \*\*, and \*\*\*, respectively.

## MANUSCRIPT PARTS (Original paper)

- i. **Title** should be short and informative (preferably not exceeding 100 characters, no subtitles and commonly unknown abbreviations or acronyms). No subtitles or numbering of serial articles should be used.
- ii. **Abstract** is a short summary of the scientific paper including an outline of the objective, method, results and conclusions of the paper (preferably not exceeding 200 words). It should describe all the essential facts of the paper and basic numerical data including any statistical evaluation should be incorporated. Being published in world databases, the abstract is a significant part of the paper, and it is therefore recommended that it is precise. The abbreviations can be used only when explained.
- iii. **Keywords** are words most aptly describing the studied problem. A maximum of six keywords without overlapping with the manuscript title and abstract are recommended. Write them in lower case letters and separate them using semicolons.
- iv. **Introduction** should provide information on the present state of research in the field concerned, supported by selected references to literary sources. It briefly justifies the research, specifies the hypotheses to be tested, and gives the objective(s).

- v. **Material and Methods** describe in detail all preliminary material, experiments conducted, their extent, conditions and course. Specify the mentioned products used for the experiments by giving their exact name/type, name of the producer, and country of the producer's headquarters in parentheses. All original procedures that were used for the processing of experimental material and all analytical methods used for evaluation should also be detailed. The whole methodology is only to be described if it is an original one, in other cases, it is sufficient to cite the author of the method and to mention any particular differences. Data verifying the quality of acquired data should be indicated for the used methods. Methods of statistical processing including the software used should also be listed in this section. The methods and models of statistical analysis must be indicated and sufficient statistical details given to allow replication of the experiment.
- vi. **Results and Discussion** (in two parts or under one heading). Results obtained from the experiments, including their statistical evaluation and commentary, should be presented graphically or in table-form, and the author should comment on the results and confront them with data published elsewhere.
- vii. **Conclusion** summarises the paper's main points and outlines its contribution to the present state of research in the field concerned.
- viii. **References**. The authors are recommended to include references to papers from peer-reviewed periodicals only and avoid citations from non-available sources (reports, national journals, proceedings, thesis, etc.). Only papers cited in the text should be included in the reference list (and the sources of the data). The authors are responsible for the accuracy of their references. The authors are arranged alphabetically by the first authors' surnames. If more than one paper by the same author(s) published in the same year is cited, the papers should be differentiated by YEAR a, b, c both in the text and the reference list. Literary sources should be cited in English. If English is not the original language, the original language should be mentioned at the end of the citation (e.g.: in Czech). The title of the periodical should be typed in full.

Diacritical signs of national Latin-based alphabets should be preserved. Names in non-Latin alphabets should be transcribed according to international standards. The manuscript must be carefully checked to ensure that the spellings of authors' names and publication years are exactly the same in the text as in the reference list. The citations should be limited to items really needed for placing the paper into a proper context.

**In-text citations.** The papers published by one or two authors are to be cited by their names, those published by three or more authors by the name of the first one et al. The name(s) of the author(s) and year of publication are to be cited by including them in the text directly, e.g., ... as published by Roberts (2013); Roberts and Pickles (2014), Candida et al. (2016) or indirectly, citing name(s) and year of publication in parentheses (Berger et al. 2006; Coyot 2007; Ahlin & Lin 2009). Several papers cited together should be arranged according to the year of publication starting with the oldest one, divided by semicolons.

**Examples** of the Reference's format:

**Journal article:** Author(s) (Names of authors should be separated by commas, not by & or and) (Year): Article title. Full journal title, Volume number: page–page.

Bertol I., Mello E.L., Guadagnin J.C., Zapparoli A.L.V., Carrafa M.R. (2003): Nutrient losses by water erosion. *Scientia Agricola*, 60: 581–586.

In press article: Author(s) (Year): Article title. Full journal title, Volume number (in press).

**Electronic journal article:** Author(s) (Year): Title of article. Name of the electronic journal, Volume number: page–page. (accessed ...)

Hartmann T.E., Wollmann I., You Y.W., Müller T. (2019): Sensitivity of three phosphate extraction methods to the application of phosphate species differing in immediate plant availability. *Agronomy*, 9: 29. (accessed 2. 1. 2020)

**Book:** Author(s) (Year): Title. Edition volume (if relevant). Place of publisher, Publisher name: page–page.

Kozák J. (2010): Soil Atlas of the Czech Republic. 1<sup>st</sup> Ed. Prague, CULS: 39–44.

**Chapter in book:** Author(s) of the chapter (Year): Title of the chapter. In: editor(s): Title of the book. Edition or volume, if relevant. Place of publisher, Publisher name: page–page.

Beaudette D.E., Roudier P., Skovlin J. (2016): Probabilistic representation of genetic soil horizons. In: Hartemink A., Minasny B. (eds.): *Digital Soil Morphometrics. Progress in Soil Science*. Cham, Springer: 281–293.

**Conference proceedings:** Author(s) (Year): Title of publication. In: editor(s): Proceedings Name of Conference, place, date (a month from-to), year: page–page.

Bovolenta R., Passalacqua R., Federici B., Sguerso D. (2016): LAMP – Landslide Monitoring and Predicting for the analysis of landslide susceptibility triggered by rainfall events. In: Proc. 12<sup>th</sup> Int. Symp. Landslides and Engineered Slopes. Experience, Theory and Practice, Napoli, June 12–19, 2016: 517–522.

**Patent:** Inventor(s) (Year): Name of patent. Labelled patent No., Issue date.

Norman L.O. (1998): Lightning rods. US Patent, 4, 379, 752, 9 September 1998.

**Dissertation:** Author(s) (Year): Title. [PhD. Thesis.] Town, Name of the university.

Haková P. (2003): The research of conditions of the support of the specific diversity grasslands. [Ph.D. Thesis.] České Budějovice, University of South Bohemia in České Budějovice, Faculty of Agriculture. (in Czech)

- ix. **Supplementary Material.** Authors can include original, so far unpublished supplementary material (SM) which may comprise additional tables, data sets, figures, and other non-essential files. SM will appear only in the electronic version. SM will be published as submitted and will not be corrected or checked for scientific content, typographical errors or functionality. SM must be relevant to the parent manuscript, but the manuscript must stand alone without SM for those readers who will be reading the hard copy only. It should be submitted along with the main manuscript in a separate file and identified as “Supplementary file – for online publication only”. SM should be identified and mentioned in the main text as Table S1, Table S2, etc. for tables or Figure S1, Figure S2, etc. for figures or Supplementary Material S1, Supplementary Material S2, etc. for other material. SM should be submitted with the captions and source. Individual file sizes should be restricted to 10 MB maximum (zipped or unzipped).

### PROOF-SHEETS

Proof-sheets will be sent to the corresponding author by e-mail. Your response should be sent back within 48 hours.

### OFFPRINT

Every author will receive a free “electronic reprint” in Portable Document Format (pdf) sent via e-mail as an attachment. Free reprints are also available on the website <https://www.agriculturejournals.cz/web/swr/>.

**Compliance with these instructions is obligatory for all authors. If a manuscript does not comply with the above requirements, the editorial office will not accept it for consideration and will return it to the authors without reviewing.**



## TABLES AND FIGURES EXAMPLES

Table 1. Changes in the humus status parameters in fallow soils of different ages (tested soil depth 0–20 cm)

Fallow ages (years)	C <sub>org</sub> (%)	Q <sub>H</sub> (t/ha)	C <sub>HA1</sub>	C <sub>HA2</sub>	C <sub>HA3</sub>	SOM <sub>dh</sub>	C <sub>FA1a</sub>	C <sub>HA</sub> :C <sub>FA</sub>
			(%)					
0	3.55 ± 0.14 <sup>a</sup>	115.52 ± 9.57 <sup>b</sup>	24.34 ± 1.05 <sup>a</sup>	64.33 ± 4.12 <sup>c</sup>	11.32 ± 0.74 <sup>b</sup>	34.52 ± 2.37 <sup>a</sup>	3.27 ± 0.23 <sup>b</sup>	1.74 ± 0.02 <sup>a</sup>
15	3.36 ± 0.03 <sup>a</sup>	62.07 ± 6.09 <sup>a</sup>	34.17 ± 2.11 <sup>b</sup>	32.47 ± 2.34 <sup>b</sup>	30.42 ± 2.97 <sup>a</sup>	31.61 ± 2.25 <sup>a</sup>	5.33 ± 0.21 <sup>c</sup>	0.95 ± 0.07 <sup>b</sup>
20	5.53 ± 0.10 <sup>b</sup>	122.46 ± 8.75 <sup>b</sup>	34.12 ± 2.66 <sup>a</sup>	33.14 ± 2.18 <sup>b</sup>	32.78 ± 2.24 <sup>a</sup>	38.27 ± 3.09 <sup>b</sup>	4.64 ± 0.66 <sup>a</sup>	1.35 ± 0.09 <sup>a</sup>
35	8.74 ± 0.22 <sup>c</sup>	102.92 ± 7.33 <sup>b</sup>	56.11 ± 1.28 <sup>c</sup>	12.12 ± 1.14 <sup>a</sup>	31.43 ± 3.26 <sup>a</sup>	32.83 ± 2.48 <sup>a</sup>	4.36 ± 0.43 <sup>a</sup>	0.97 ± 0.03 <sup>b</sup>

C<sub>org</sub> – soil organic carbon; Q<sub>H</sub> – humus reserves; SOM<sub>dh</sub> – degree of humification of organic matter; C<sub>HA1</sub> – HA free and bound with monovalent cations and Al<sub>2</sub>O<sub>3</sub>, Fe<sub>2</sub>O<sub>3</sub>; C<sub>HA2</sub> – HA bound with Ca<sup>2+</sup> which forms humates; C<sub>HA3</sub> – HA bound with clay minerals; C<sub>FA1a</sub> – fulvic acids free aggressive; C<sub>HA</sub>:C<sub>FA</sub> – proportions of humic acids and fulvic acids; 15, 20 and 35 indicate years after abandonment; 0 – ploughland (a cultivated field); values are means (*n* = 3), with standard error; different letters within each column indicate significant differences in soils (*P* < 0.05)

Table 2. Summary statistics for input data

	L <sub>ortho</sub>	Al <sub>min</sub>	Al <sub>max</sub>	S	A	S <sub>ca</sub>	CN
	(m)			(%)	(ha)	(%)	(–)
Minimum	205.11	183.01	224.36	2.29	3.63	3.99	64.26
1 <sup>st</sup> quartile	335.84	212.74	235.00	4.65	11.71	7.38	80.03
Mean	484.28	245.82	274.59	6.64	24.45	9.06	80.38
Median	390.70	240.88	278.80	6.17	20.97	8.90	80.86
3 <sup>rd</sup> quartile	577.38	271.57	291.09	8.74	27.85	10.87	81.00
Maximum	1246.39	334.55	373.25	11.43	135.60	17.18	90.89
SD	249.71	40.11	41.56	2.58	23.38	2.86	4.09

L<sub>ortho</sub> – ephemeral gully (EG) length measured; Al – EG altitude; S – average slope EG; A – contributing drainage area; S<sub>ca</sub> – average slope of contributing drainage area; CN – curve number; SD – standard deviation

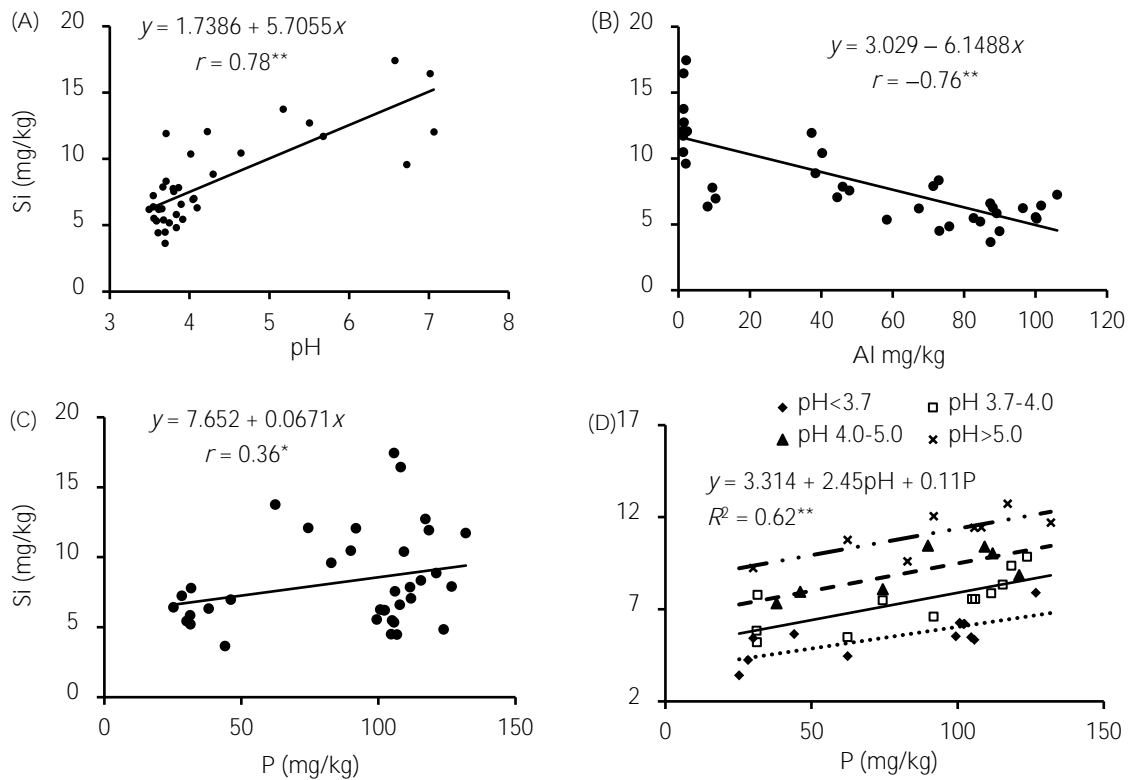


Figure 1. Dependency between soil content of available silicon and soil pH (A), the content of exchangeable aluminum (B), the content of available phosphorus (C), and content of available phosphorus in the soil and soil pH (D)

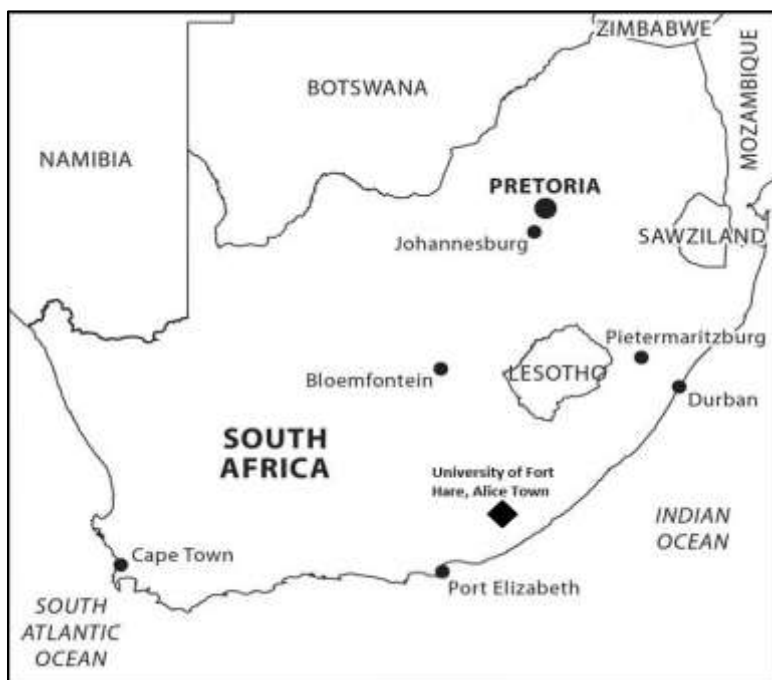


Figure 2. Map indicating the experimental site at University of Fort Hare in the Eastern Cape Province of South Africa (map source: Google Maps)

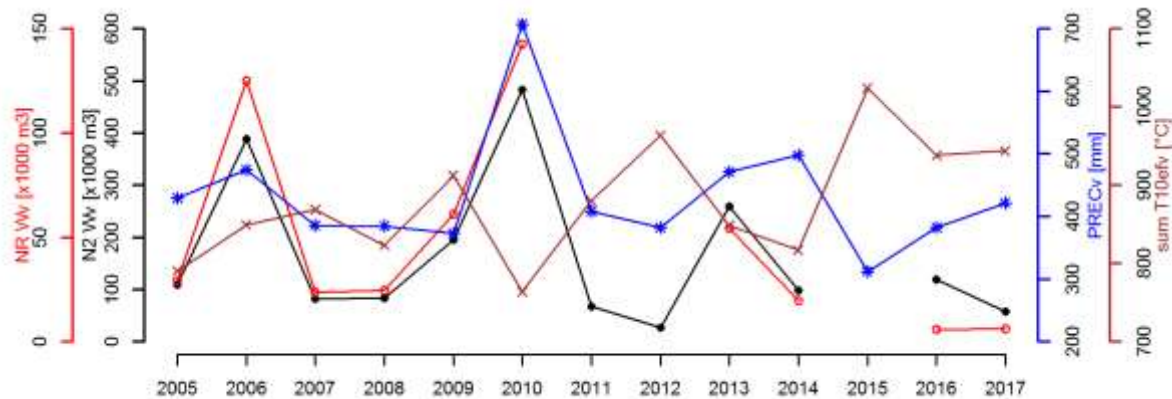


Figure 3. Overview of selected hydrometeorological characteristics for vegetation period

PREC – precipitation total; sum T10ef – sum of the effective temperatures above 10°C; N2 – upper profile; NR – subcatchment between profiles; W – discharge volume; suffix v means vegetation period

## SELF ASSESSMENT

Self-assessment questions to be answered by the authors before submission of the manuscript:

1. Is the information to be published new, and thus worthy of publication?
2. Is novelty expressed in title and discussed properly in discussion?
3. Is the hypothesis sound and original?
4. Were the experiments well-designed and appropriate methods used?
5. Is the paper written with the essential clarity?
6. Has the English been validated by a native-speaker knowledgeable about the field?
7. Is the list of references comprehensive, and are all the references relevant?
8. Where appropriate, are the results statistically significant?
9. Are the titles and legends for tables and figures complete and self-explanatory?
10. Were the Instructions to Authors thoroughly followed?

**Please do not submit the manuscript if any of the above questions have been answered in the negative. While something can be learned from most review processes, the reviewers cannot be expected to provide extensive help with corrections, or to educate the authors.**

## LIST OF ABBREVIATIONS

The metric system is adopted as standard. You should use the international system of units. If non-standard abbreviations must be used they should be defined in the text.

### Use the fundamental quantity with appropriate prefix:

kilo	k
mega	M
giga	G
tera	T
milli	m
micro	$\mu$
nano	n
pico	p

### Units of length:

meter	m
kilometer	km
centimeter	cm
millimeter	mm
micrometer	$\mu\text{m}$
nanometer	nm

### Units of area:

square meter	$\text{m}^2$
kilometer	$\text{km}^2$
hectare (10 000 $\text{m}^2$ )	ha
square centimeter	$\text{cm}^2$
square millimeter	$\text{mm}^2$

### Units of volume:

cubic meter	$\text{m}^3$
cubic centimeter	$\text{cm}^3$
liter	L
milliliter	mL
microliter	$\mu\text{L}$

### Units of mass:

gram	g
kilogram	kg
tonne	t

milligram	mg
microgram	$\mu\text{g}$

### Units of density:

$\text{g}/\text{cm}^3$ ,  $\text{kg}/\text{m}^3$ ,  $\text{t}/\text{m}^3$ ,  $\text{g}/\text{L}$ ,  $\text{kg}/\text{L}$

### Units of pressure:

pascal	Pa
megapascal	MPa

### Units of time:

second	s
minute	min
hour	h
day, week, month, year	– not abbreviated

### Units of temperature:

Celsius	$^{\circ}\text{C}$
Kelvin	K

### Additional physical units:

dalton	Da
hertz	Hz
joule	J
volt	V
watt	W

### Relative units:

parts/million parts	ppm
parts/billion parts	ppb
parts/trillion parts	ppt
percentage	%
weight	w
volume	V

### Units of electrical conductivity:

siemens per meter	S/m
millisiemens per meter	mS/m
	( $\text{mS}/\text{cm}$ ; $\mu\text{S}/\text{cm}$ )
ohm	$\Omega$

### Units of concentration:

mole per kilogram (liter)	
	mol/kg (mol/L)

millimole (micromole)	
	mmol/kg
per kilogram	( $\mu\text{mol/kg}$ )
gram per kilogram	g/kg
milligram per kilogram	mg/kg
microgram per kilogram	$\mu\text{g/kg}$

**Similar units for volume:**

g/L, mg/L, mg/mL,  $\mu\text{g/L}$ ,  $\mu\text{g/mL}$

**Units of irradiation:**

watt per square meter  $\text{W/m}^2$

**Units of photon flux density:**

mol per square meter per second  
 $\text{mol/m}^2/\text{s}$

**Units of yield, sampling and rate:**

kilogram per hectare	kg/ha
tonnes per hectare	t/ha
liter per hectare	L/ha
gram per hectare	g/ha
gram per square meter	$\text{g/m}^2$
gram per kilogram	g/kg
milligram per kilogram	$\text{mg/kg}$

**Units of cation exchange capacity (CEC):**

mmol of chemical equivalent per kilogram of soil or another materials  $\text{mmol}_+/ \text{kg}$   
 Similar units for volume of cation exchange.

Content of nutrients in plants, soils and another materials is necessary to state always as pure element (C, N, P, K, Ca, S, Fe, etc.), so dose of nutrients or compounds, for example 1 g S in calcium sulphate ( $\text{CaSO}_4$ ). You should state the dose of nutrients as pure element per specified area, or weight soil, container, etc. and you should use the slash, for instance 110 kg N/ha, or write 110 kg N per ha. You should **not** use the indexes as  $110 \text{ kg N} \cdot \text{ha}^{-1}$ .

**Forms of nutrients:**

Nitrite nitrogen	$\text{NO}_2^- \text{-N}$
Nitrate nitrogen	$\text{NO}_3^- \text{-N}$
Ammonia	$\text{NH}_4^+ \text{-N}$
Total nitrogen	$\text{N}_{\text{tot}}$
Sulfur in sulfate	$\text{SO}_4^{2-} \text{-S}$

You should state the content of organic matter in soils (topsoil, soil organic matter, etc.) entirely as C. You should specify the form of determined element, possibly the method of determination, by using subscripts. For example, content of carbon determined by oxidometric methods as  $\text{C}_{\text{ox}}$ , futhermore  $\text{C}_{\text{org}}$ ,  $\text{C}_{\text{tot}}$ ,  $\text{C}_{\text{ox}}$  humic acids and its solubility  $\text{C}_{\text{hwe}}$ , etc.

You should use the FAO guidelines (Food and Agriculture Organization) for characterisation of habitat conditions (soil type description according WRB – World References Base for Soil Resources 2006 version, soil textural class), as well as altitude, average rainfall and temperature, and if possible so coordinates.

You should assess the weather in different years and months according to recommendatons of the World Meteorological Organization (WMO) – according to deviations from long-term average or normal.

You should state the method of determination nutrients in soil, for example content P (Olsen, Egner, Mehlich, etc.), possibly  $\text{P}_{\text{Olsen}}$ ,  $\text{P}_{\text{Egner}}$  etc.

You should not use the symbol of magnesium (Mg) for 1 000 kg (megagram), but use as the unit tonne (t). Don't use the symbol M for the expression of amount of substance, but use the mol (mmol,  $\mu\text{mol}$ ).

**Statistical symbols and abbreviations**

analysis of variance ANOVA

coefficient of variation	<i>CV</i>
degree of freedom	<i>df</i>
F-distribution	<i>F</i>
least significant difference	<i>LSD</i>
sample size	<i>n</i>
probability	<i>P</i>
simple correlation coefficient	<i>r</i>
simple correlation of determination	<i>r</i> <sup>2</sup>
multiple correlation coefficient	<i>R</i>
multiple correlation of determination	<i>R</i> <sup>2</sup>
variance (sample)	<i>s</i> <sup>2</sup>
standard deviation (sample)	<i>SD</i>
standard error	<i>SE</i>
standard error of the differences of means	<i>SED</i>
standard error of mean	<i>SEM</i>
<i>t</i> -(or Student) test	<i>t</i>
mean	<i>x</i>

### **Additional use symbols**

dry weight (matter)	DW (DM)
fresh weight	FW (FM)
water use efficiency	WUE

Revised: April 19, 2022